

THIS INFOGRAPHIC CONTAINS
KEY FIGURES FROM THE 2018 JOINT
REPORT ON MULTILATERAL DEVELOPMENT
BANKS' CLIMATE FINANCE.

It was prepared by the European Bank
for Reconstruction and Development,
together with partners the African Development Bank,
the Asian Development Bank, the European
Investment Bank, the Inter-American Development
Bank Group, the Islamic Development Bank
and the World Bank Group.

**European Bank for Reconstruction
and Development**

One Exchange Square
London
EC2A 2JN
United Kingdom

www.ebrd.com

KEY FIGURES

2018 JOINT REPORT ON
MULTILATERAL DEVELOPMENT BANKS'

CLIMATE FINANCE



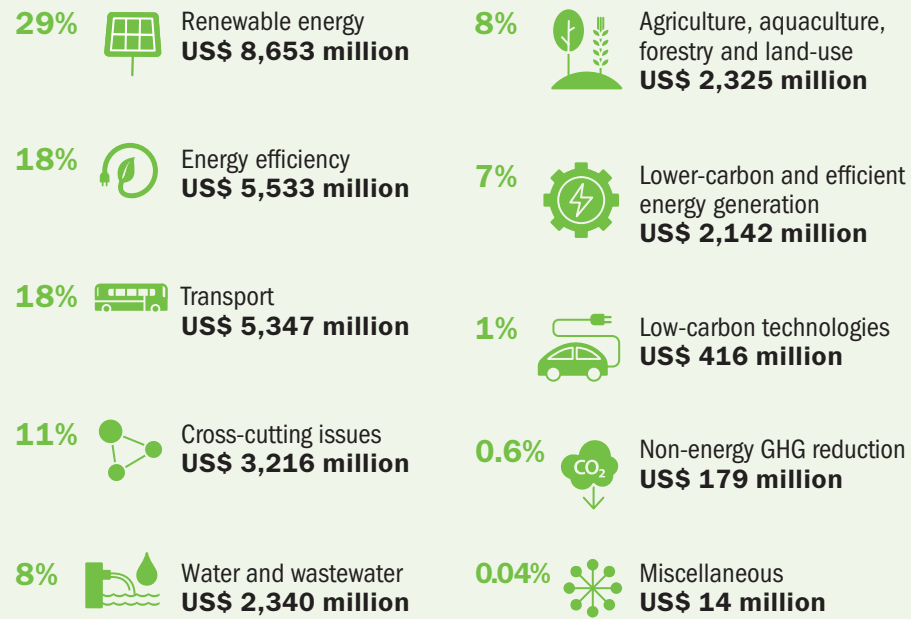
JOINT MDB CLIMATE FINANCE 2018

KEY FIGURES

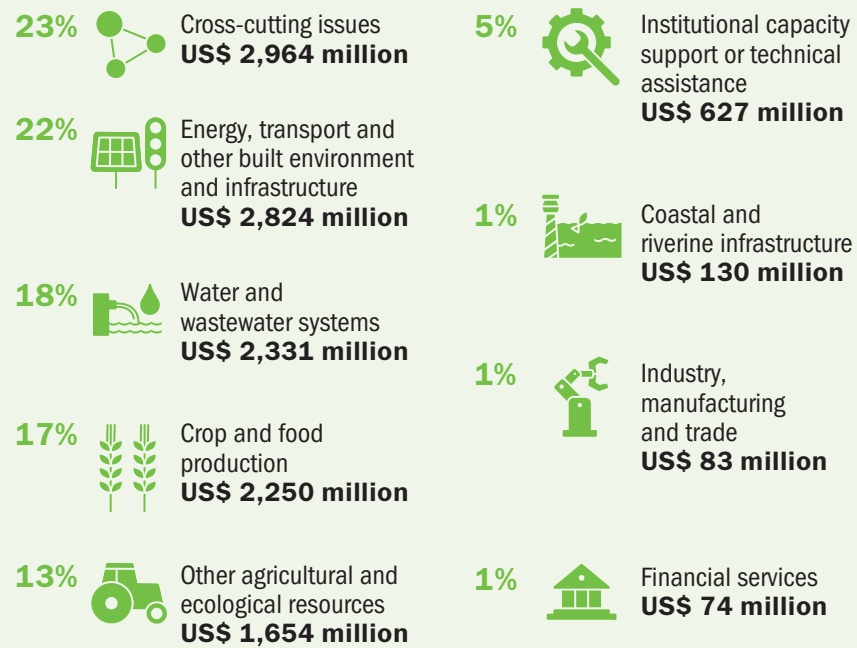


TOTAL MDB CLIMATE FINANCE BY ACTIVITY

MITIGATION FINANCE US\$ 30,165 million

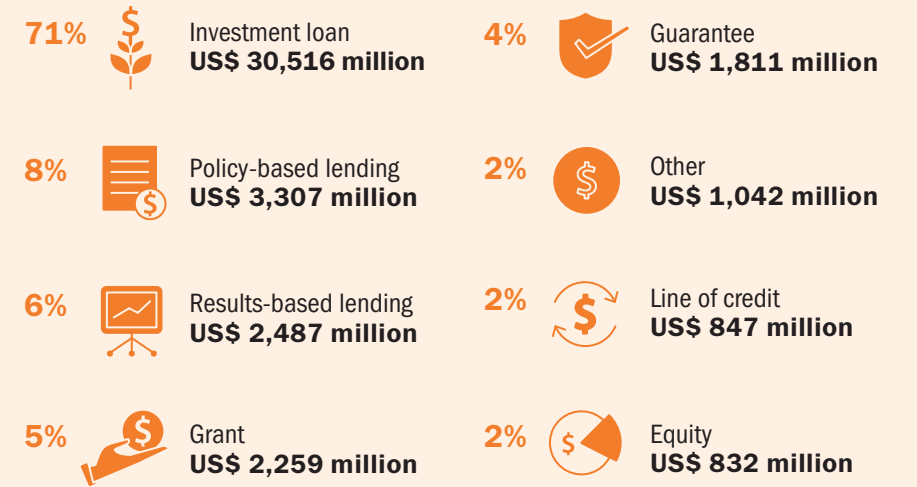


ADAPTATION FINANCE US\$ 12,936 million




Climate finance commitments by the Islamic Development Bank (IsDB) are not included in total reported MDB climate finance for 2018. IsDB climate finance was estimated to be US\$ 351 million, of which US\$ 226 million was for climate change mitigation, US\$ 77 million for climate change adaptation and US\$ 47 million had dual benefits of mitigation and adaptation.

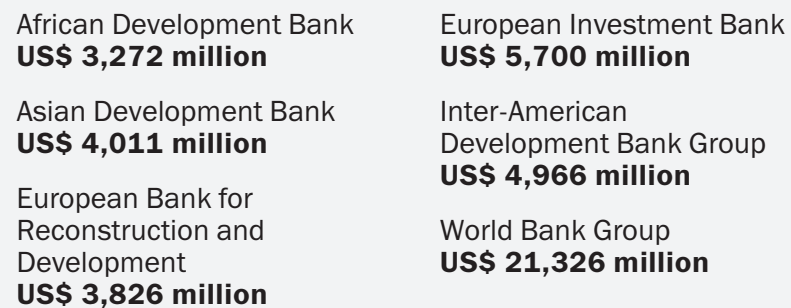
TOTAL MDB CLIMATE FINANCE BY INSTRUMENT



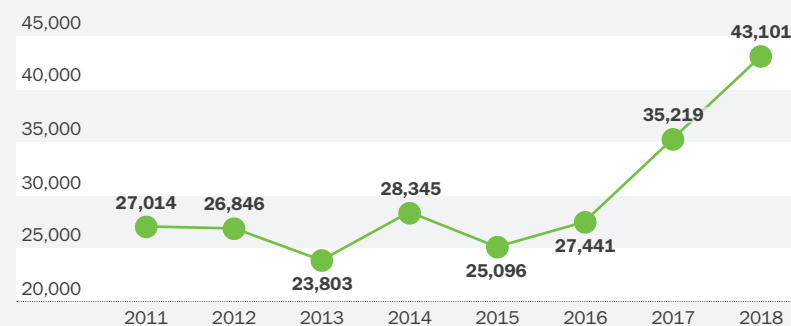
TOTAL MDB CLIMATE FINANCE BY REGION



CLIMATE FINANCE COMMITMENTS IN DEVELOPING AND EMERGING ECONOMIES BY MDB:



TOTAL REPORTED MDB CLIMATE FINANCE COMMITMENTS, 2011-18 (IN US\$ MILLION)



MDB CLIMATE FINANCE US\$ 43,101 million

Public
US\$ 31,953 million

Private
US\$ 11,149 million

CLIMATE CO-FINANCE US\$ 68,050 million

Public
US\$ 39,857 million

Private
US\$ 28,194 million